

SALUS[®] | QUANTUM.1

CONTROLS

SQ610 / SQ610RF | Ultra-thin and stylish thermostat with humidity sensor



Compatible with
SALUS Smart Home



Wireless
Connectivity



Comfor of a Warm
Floor



Easy to Install



Multifunctional



Humidity
Sensor



Simple design - advanced possibilities

SALUS Quantum is an extraordinary thermostat designed to be multifunctional, yet the simplest to install and operate. During the development stage simplicity was the most important goal that we wanted to achieve. Secondary the aim was to design it in a unique, futuristic fashion fulfilling all of the needs of our many customers by making this thermostat the thinnest in the market.

The idea of controlling the behaviour of central heating and underfloor heating systems alone means thriftiness and ecology, however we have decided to go one step further and design the thermostat with an internal rechargeable battery to accommodate recommendations of the European Union.

Connection and installation - have never been so easy.

The QUANTUM Thermostat has been designed to be the simplest thermostat when it comes to installation and operation. The steps needed for installation have been reduced to an absolute minimum - you can complete the installation process in as few as three simple steps!



Ultra-thin

Merely **10mm** thick in the 230V version and **11mm** thick in the battery-powered version.



Power Supply

The thermostat is available in the 230V version - SQ610 and in the built-in battery version - SQ610RF, with charging via a standard micro USB port approximately once every two years.



Large Backlit Screen



Intuitive Menu



Built-in Humidity Sensor

WARM FLOOR Feature

This feature allows you to keep your floor warm despite the temperature comfort level in the room. For example in the bathroom where a warm floor is more important for the user than overall temperature in that particular room. You can activate it for your own convenience by choosing one of three available comfort levels.



Two versions to suit your needs!

Quantum thermostat is available in two versions:

SQ610 - flush-mounted, powered by 230VAC.

SQ610RF - surface-mounted, powered by the internal battery (with charging through the micro USB port)

...through network

SQ610 and **SQ610RF** can work as a part of SALUS Smart Home system and communicate wirelessly with other devices within the network.

...through wire

Thanks to built-in Volt Free switch in the SQ610, you can control your system through hardwired connection. In addition you may still benefit from the remote control capability through the internet connection without needing to replace of your current devices.

Underfloor Heating or radiators?

Feel the freedom of choice. SALUS QUANTUM will work with any of the current heating solutions.




Underfloor heating

Underfloor heating is a low temperature system, beneficial to economic utilization of the energy sources. With a SALUS Smart Home system it will provide you the comfort of remote access at any time and savings.



Smart Radiator Systems

Smart Radiator Systems, often used as a fulfillment of a central heating system in houses or as a standard in apartments or offices. It can be installed effortlessly and controlled via the SALUS Smart Home app to allow you to be in charge of your own expenses.



Boiler Control

Control the operation of your boiler wirelessly with the SALUS Smart Home Boiler Receivers or through the hardwired SQ610 Thermostat.



Voice Control

QUANTUM thermostats are fully compatible with the most popular voice assistant on the market - **Amazon Alexa**.

We are SMART!

At will you will be able to expand you current Smart Home System, so that it will take care of your savings, comfort and safety. You may create different automation rules that will help you to keep your house under your own control. For example a leakage detected in your bathroom by one of our sensors might shutoff the water inlet control valve, or opened bathroom doors will trigger the hot water pump. Your needs will define how our system serves you!

Alexa, set the temperature in the living room to 21 degrees

Alexa, turn my bedroom lights on.

Whatever your location, controlling your home is easy thanks to free **SALUS Smart Home** mobile app.



Additional possibilities, wider functionality

S1 and S2 terminals are designated to provide additional possibilities to connect with:

External Air Sensor Probe

Thanks to an additional sensor you might control the heating in a different room.

External Floor Sensor Probe

With this sensor the thermostat will provide the comfort of a warm floor without increasing the environment temperature.

Occupancy Sensor


With this sensor the thermostat will enter the sleep state until occupancy in the room is detected. A great example of this application is hotel rooms with card readers.

Light switch (or any Standard ON/OFF Switch)

Dedicated switch that might be programmed to trigger certain automation rules, scenarios, customized SMS alerts or e-mail messages.


Changeover Switch (Heating/Cooling)

In a simple way you may switch between heating and cooling mode!



Mounting options

The SQ610 thermostat is designed for mounting in a standard electrical box, while the SQ610RF thermostat comes with a magnetic wallplate, attachable via screws and wall plugs or with a dedicated adhesive sticker (accessories are included with the thermostat).



Additional Features

- Holiday Mode
- Personalisation of displayed information
- Choose your control algorithm between: ITLC, hysteresis $\pm 0,5^{\circ}\text{C}$ or $\pm 0,25^{\circ}\text{C}$, THB actuator

ITLC algorithm - Internal Load Compensation

This algorithm will allow you to economically control your system through more accurate temperature maintenance and will reduce the overall temperature overshooting.

- Valve Protection
- Optimisation Features
- 22 available languages

QUANTUM is the ideal solution for landlords and hotels!

- PIN Lock Feature
- Maximum and Minimum Setpoint Temperature restrictions support.

Technical Specification

QUANTUM SQ610RF

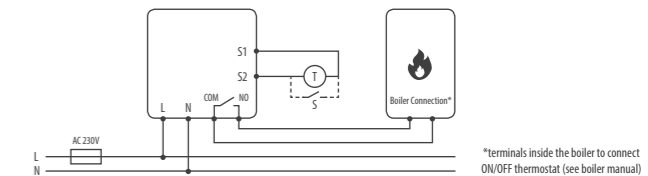
Power	Built-in battery Li-Ion 3,7V
Charging Voltage (charger is not included)	Micro-USB 5V DC, min 0,5 A
Temperature adjustment range	5-40°C
Displayed Temperature Accuracy	0.5°C or 0.1°C
Control Algorithm	ITLC Hysteresis ($\pm 0,25^{\circ}\text{C}$ / $\pm 0,5^{\circ}\text{C}$) THB actuators
S1/S2 Input (multi-functional)	Floor Sensor Air Sensor Hotel Card / Occupancy Sensor One Touch Changeover Switch (Heating / Cooling)
Communication Protocol	Zig Bee 2,4GHz
Mounting Method	Surface-Mounted
Operating temperature	0-45°C
IP Rating	IP30
Dimensions (W x H x D)	86 x 86 x 11 mm

QUANTUM SQ610

Power	230V AC
Temperature adjustment range	5-40°C
Displayed Temperature Accuracy	0.5°C or 0.1°C
Control Algorithm	ITLC Hysteresis ($\pm 0,25^{\circ}\text{C}$ / $\pm 0,5^{\circ}\text{C}$) THB actuators
S1/S2 Input (multi-functional)	Floor Sensor Air Sensor Hotel Card / Occupancy Sensor One Touch Changeover Switch (Heating / Cooling)
Output	COM/NO (Volt-Free)
Maximum Load	3(1)A
Communication Protocol	Zig Bee 2,4GHz
Mounting Method	Flush-Mounted
Operating temperature	0-45°C
IP Rating	IP30
Dimensions (W x H x D)	86 x 86 x 28 mm

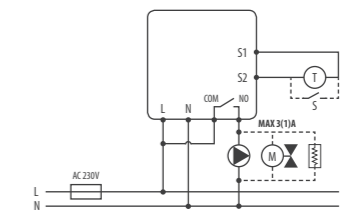
Wiring diagrams for the hardwired SQ610:

Wiring diagram utilizing the Volt-Free switch for Boilers:

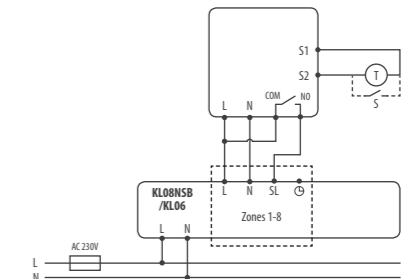


*terminals inside the boiler to connect ON/OFF thermostat (see boiler manual)

Wiring diagram for the AC 230V devices: (ex. pumps, actuators)



Wiring diagram for the SALUS Wiring Centre (non-RF):



Seeking an advice?

Our regional account managers will be happy to help!

Get in touch - Please visit:
www.salus-controls.com/uk/contact/



Contact



Northfield, Salus Controls, Unit 10, Forge Way,
Parkgate, Rotherham S60 1SD
tel. +44 01226 323 961

www.salus-controls.com/uk

Technical Support

URL:
support.salus-controls.com